

Rake & Hoe Garden Club of Westfield NJ

# JUNIORS PHOTO ALBUMS 2009-2010

“BOOK OF EVIDENCE”



## 2009-2011 NGC AWARDS APPLICATION FORM

State Awards Chairman must send awards to

NGC Awards Chairman to arrive no later than January 15:

Bobbie Verser

705 Stagecoach Village Circle

Little Rock AR 72210-4774

email: [bobbieverser@att.net](mailto:bobbieverser@att.net) Phone # 501-455-2488



Date of Application 3/1/2010

Award Number #10 Award Name Junior and/or Intermediate Garden Club

Submitted by State Garden Club: Garden Club of NJ

Name of Applicant The Rake and Hoe Garden Club, Inc.  
(type exactly as name should appear on any award received: name of club, group of clubs, district, state, region, individual, institution or organization)

Size of Garden Club (if applicable) ii medium  
(i - small 29 members and under, ii - medium 30-99, iii - large 100 and over) determined by number of members on whom state and NGC dues are paid, including Active, Associate, Inactive, Honorary, etc.)

Size of State Garden Club (if applicable) \_\_\_\_\_  
(size determined by number of members on whom NGC dues are paid, including garden club members, Affiliates, State Life Members, etc.)

Yearbook \_\_\_\_\_

(A) 1. Club under 20 members, 2. Club 20-29, 3. Club 30-44, 4. Club 45-69, 5. Club 70-99, 6. Club 100-299, 7. Club 300 or over

(B) Group of Member Clubs

(D) State Garden Club 1. With Advertisements, 2. Without Advertisements

(E) Club/Council of Judges/Consultants

Summary of Project, approximately 3-4 sentences including: name of club/s, city, description of project, benefit, accomplishments, other organizations involved, etc. (no Summary needed for Yearbooks)

The Rake and Hoe Intermediate Youth gardening group which has been together since they were only Junior members, have grown and learned together about our national objectives, that is, to become Stewards of the Land. The girls have tackled floral design in flower shows, civic duty by gardening at historic sites and town train stations, community support by working with nursing home patients and cerebral palsy students as well as learning about conservation and nature. The warm and friendly environment nurtures these students as we invite them to become nurturers of world.

Signature of State Awards Chairman Ruth W. Paul (908) 232-2149

Address, telephone, fax, email 329 Scotch Plains Ave., Westfield, NJ 07090 (908) 232-3736

Signature of State Garden Club President Mary Wawhauer

\*\*\* Attach one copy of NGC Awards Application Form permanently to inside front cover of Book of Evidence; attach second copy with paperclip. Yearbook: attach both copies with paperclip. Publications: attach one copy to outside of envelope and enclose second copy in envelope with publication.



**10 Junior and/or Intermediate Garden Club**

Augusta H. Brewer Certificate/s of Merit

ii Medium club size

The Rake and Hoe Garden Club, Inc.  
1417 Orchard Road  
Mountainside, NJ 07092-1717

56 Active Members  
12 Associate Members  
4 Life Members  
10 Junior Members



**The Rake and Hoe Garden Club, Inc.  
of Westfield, New Jersey**

**Junior Division**

**P.O. BOX 2702  
WESTFIELD NEW JERSEY 07091**

**MEMBERSHIP:**

**Victoria Cappel  
Maria Hershey (2008-2009)  
Rachel Holt  
Celeste Loffredo  
Elise Morano  
Sara Pavlak (2008-2009)  
Marve Pekdemir  
Pinar Pekdemir  
Emma Phillips  
Stephanie Plant (2008-2009)  
Julia Ross  
Naomi Tortorello (2008-2009)**

**Junior Leader: Alice Cowell**



**Description: Projects, Community Service, and Junior Meetings... February 1, 2009 through January 31, 2010**



## *Rake & Hoe Garden Club of Westfield*

<http://rakeandhoe.org>

### Junior Gardeners' Schedule

2008-09

Dear Junior Gardeners,

Here is the new schedule. All meetings are at 3:30 at Mrs. Cowell's home at 1417 Orchard Rd. Mountainside, NJ, unless a different location is indicated in the schedule by an \*. Her phone number is 908-518-1602 and her email is [aliceecowell@msn.com](mailto:aliceecowell@msn.com). Please call if you are not able to attend. You are all valuable to the club and missed when you are not there. Please mark your calendars today for all of our events!!!  
Mrs. Cowell

**\* Sept 17 - WEDNESDAY - SO EXCITING !!**

RAKE AND HOE HAS AN IN-HOUSE FLOWER SHOW AND WE ARE A PART OF IT. SAMPLE FLOWER DESIGNS IDEAS FOR THE SHOW OCT. 8 MEET AT MILLER CORY. OUR FERN GARDEN IS MISSING US.

**OCT. 7 TUESDAY - MAKE FLOWER ARRANGEMENTS FOR THE FLOWER SHOW CALLED "TITLES, TINTS, AND TREASURES."**

**OCT 8 WEDNESDAY - COME VIEW THE SHOW AND YOUR AWARDS AT HETFIELD HOUSE IN MOUNTAINSIDE [NEXT TO THE LIBRARY] FIRST RIGHT AFTER RT.22 RIGHT TURN ON CONSTITUTION PLAZA.**

**NOV. 19 WEDNESDAY - DECISIONS, DECISIONS, DECISIONS CHOOSE AND START YOUR ARTISTIC CRAFT FOR THE FLOWER SHOW FEBRUARY 12 IN EDISON. THE FUN BEGINS!!!!!!**

**DEC. 17 WEDNESDAY TENDER LOVING CARE FOR OUR FLOWER SHOW PLANTS "LUDACRIS LIME" CREATE WINTER ARRANGEMENTS FOR MOBIL MEALS. BRING GREENS.**

**JAN. 21 WEDNESDAY CHOOSE AND PRACTICE FLOWER DESIGN FOR SHOW. BRING FLOWERS AND GREENS**

**FEB. 11 WEDNESDAY CREATE YOUR DESIGNS  
[GOOD LUCK TO ALL OF YOU!!!]**

**FEB. 12 THURSDAY - START OF THE FLOWER SHOW IN EDISON. THURSDAY THRU SUNDAY.**

**MARCH 18 WEDNESDAY CEREBRAL PALSY "CIRCLE OF FRIENDSHIP" DECORATE WREATHS FOR THE CHILDREN TO TAKE HOME**

**\*APRIL 15 WEDNESDAY OUTING TO REEVES REED IN SUMMIT TO VIEW THE DAFFODIL BOWL - AND SPECIAL PROGRAM.**


<http://www.reeves-reedarboretum.org/>

**\*MAY 20 WEDNESDAY THE "BUCKET" BRIGADE SHARES WITH THE SENIORS AT BOYNTON AVE. SENIOR HOUSING IN WESTFIELD.**


**\*JUNE 6 SATURDAY 9:30 a.m. OUTING TO GROUNDS FOR SCULPTURE GARDENS IN HAMILTON FAMILY AFFAIR. COME ONE COME ALL. <http://www.groundsforsculpture.org/>**

**JUNE 17 WED. PARTY AND AWARDS CEREMONY.**






## Rake and Hoe Juniors ... Schedule 2009-2010




(All meetings are at Chair Mrs. Cowell's home on Thursday, except where noted.)

- September 17 Fun with Flowers: Basic Flower Design. Assisted by Mrs. Howlett & Mrs. Cross
- October 15 Planting 'Jersey Girls' Daffodil Flower Bulbs  
Meet at Westfield Train Station, North Ave.  
Learn about forcing bulbs, planting in our yards.  
Followed by dinner at Cheeburger, Cheeburger, Family Members invited.  
Bring \$5.00 for bulbs and dinner. Assisted by Mrs. Howlett & Mrs. Cross
- November 19 Making flower designs for teachers of the Jardim Academy.  
Assisted by Mrs. Barna & Mrs. Schmidt
- December 13 Sunday!!! Be Santa's Helpers at Hetfield House Gingerbread Party.  
Meet at Hetfield House, Mountainside, details tba
- December 17 Container Gardening Holiday Gift. Assisted by Mrs. Minick & Mrs. Brockway
- January 21 Create Bird Houses. Assisted by Mrs. Schmidt & Mrs. Schirm
- February 17 Floral Designs for GCNJ Flower Show!  
Assisted by the best floral designers of Rake and Hoe
- February 18-21 GCNJ Flower Show, EXPO Center, Edison, NJ  
See [www.macevents.com](http://www.macevents.com), click on flower show for details
- March 18 Sharing our Talents with the students at the Jardim Academy.  
Assisted by Mrs. D'Arecca
- April 15 Conservation at Miller-Cory House Museum, Westfield.  
Meet at Miller-Cory House Museum. Assisted by Mrs. Barna & Mrs. Daley
- May 20 Meet the Wild Birds at Brightwood Park. Meet at Brightwood Park.  
Assisted by Mrs. Minick & Mrs. D'Arecca
- 



What fun! the girls love to participate!



The Garden Club of New Jersey, Inc.  
Member of National Garden Clubs, Inc.  
Central Atlantic Region

Presents A Standard Flower Show:

## Color Explosion

February 12-15, 2009


As part of  
The New Jersey Flower & Garden Show  
The NJ Convention & Expo Center  
Edison, New Jersey  
MacEvents Website: macevents.com

### Show Dates and Times:

Feb. 12  
Feb. 13  
Feb. 14  
Feb. 15

11AM-9PM  
10AM-9PM  
10AM-9PM  
10AM-6PM

GCNJ website: [www.gardencentral.org/gcnj](http://www.gardencentral.org/gcnj)



The Garden Club of New Jersey, Inc. Member of National Garden Clubs, Inc. Central Atlantic Region Present A Standard Flower Show: Color Explosion February 12-15, 2009 As part of The New Jersey Flower & Garden Show The NJ Convention & Expo Center Edison, New Jersey MacEvents Website: macevents.com Show Dates and Times: Feb. 12 11AM-9PM Feb. 13 10AM-9PM Feb. 14 10AM-9PM Feb. 15 10AM-6PM GCNJ website: [www.gardencentral.org/gcnj](http://www.gardencentral.org/gcnj)

### SECTION C: YOUTH "The Colors of Us"

All sections will be subdivided by age. See Awards Section for Clarification on placing Top Awards.  
Eligible for NGC YOUTH AWARDS & GCNJ YOUTH AWARDS  
Consultant: Diana Kazazis 908-654-8783, [diana.kazazis@comcast.com](mailto:diana.kazazis@comcast.com)  
Pre-registration required. Classes may be limited.

### SECTION C1: DESIGNS "Jazzberry Jammin"

Eligible for NGC YOUTH AWARDS - (1 for each age group)  
CLASS 36 "Tantalizin' Tickler"

A traditional design using colored feather(s), max. 15"x15", staged on a table.  
All fresh plant material.

CLASS 37 "Jellybean Jizzal"

A miniature design, no more than 5"Hx5"Wx5"D, staged on a table.  
Designer's choice of plant material.

CLASS 38 "Twista Tangerine"

A creative design, no more than 8"Hx8"Wx8"D, staged on a table. Designer's choice of plant material.

### SECTION C2: HORTICULTURE "Aren't We Awesome?"

Eligible for NGC YOUTH AWARDS - (1 for each age group)  
CLASS 39 "Ludacris Lime"

Container-grown Foliage Plant. Max. pot 8" diam.

CLASS 40 "Voracious Violet"

Container-grown Flowering Plant. Max. pot 8" diameter.

CLASS 41 "Timberwolf Topiaries"

Container-grown topiary plant. Max. Pot 8" diameter.

### SECTION C3: ARTISTIC CRAFTS "Dandy Lions"

Eligible for GCNJ YOUTH AWARDS - (1 for each age group in Classes 43-44 and 1 for each age group in Classes 45-46.)

CLASS 42 "Crazillion Crayons"

A fanciful flower created from plant materials (corn husk, pine cone, seeds, leaves, petals etc.) in a single color.

Exhibitor to provide container for flower and a new creative name for your color on a 3" x 5" card.

CLASS 43 "Li'l Scrappy Copper"

A garden room for an animal or fairy to be staged on a base no larger than 12"Wx12"D.

CLASS 44 "Aqua-rageous!"

A photograph of flowers or garden, must include a water element. Photo must be framed in a standing frame, maximum size including frame, 9"x12".

CLASS 45 "Green - Earth's Favorite Color"

A 'Crayola Crayon, Inc.' competition: original drawing depicting the "greening of us", through reuse, recycle and restore. Youth can submit drawing to the FS Youth Chair to compete nationally. Also Pictures will be displayed and judged in this class. Call Consultant for size.

### General Rules:

1. All classes open to public.
2. Judging based on NGC Standard System of Awarding by NGC Accredited Flower Show Judges; to begin at 10:00 am on Thursday, 2/12/09. Show will open at completion of judging.
3. All entries Wednesday, 2/11/09: 9am-3 pm. Only Designs on Thursday, 2/12/09: 8am-9:30am. Enter building through door with blue awning.
4. All tabletops covered with white cloth and to the floor with skirting by MacEvents.





Girls are hard at work on their entries.

*Elise is wowed  
by Stephanie's  
creativity!*



*Stephanie Plant  
Creates a "Zen  
Garden"*



Stéphane  
Pland.



Some  
= Tantalizing Tichlers!!





## "Fun with Flowers in February!"...at the Garden Club of New Jersey Flower Show



### **New Jersey Flower & Garden Show February 12-13, 2009**

Visit the 7th Annual New Jersey Flower & Garden Show at the New Jersey Convention Center, Edison, NJ. Expect rivers of color and fragrance in beautiful display gardens, sit in on seminars and shop 'til you drop in the Great Garden Marketplace, enjoy the Bouquet for the Day, kids fun in Growing Up Green and so much more...

The Garden Club of New Jersey presents Color Explosion! Open to the public a Standard Flower Show and Youth Standard Flower Show will be assembled by Garden Club members across the state. Imagination and creativity runs rampant and will include competition classes. Both shows will include multiple classes of Designs, Horticulture and Artistic Crafts. Each show will also include a photography exhibit with photographs submitted by amateurs. Accredited judges from out-of-state will judge the shows. There will be a Two for One Adult Admission on Thursday, Friday, and Saturday night after 5:00pm.

*Sara Pavlak  
is so proud  
of her work!  
A great job  
Sara!*

### **Juniors**

The Juniors will meet on Wednesday, January 21<sup>st</sup> to make flower designs for the GCNJ Flower Show. They will meet at Alice Cowell's house at 3:30pm. Call Alice to offer your assistance. The Juniors will continue to prepare for the flower show on Wednesday February 11<sup>th</sup>. This will be right after our general meeting. Come and help Alice get the youngsters ready for the show. They do a great job every year.

### **Juniors**

Juniors will be entering in three categories at the Flower Show. Ten young members are working very hard and have been producing beautiful arrangements. Please call Alice if you are able to help transport the projects to the show.







Julia  
Rose  
takes  
the  
Blue  
+  
youth  
award

Wahovi






Moscow  
 1st 1/20 06

Youth

Sara Paulak  
 Rake & 1/20 06



arden Clubs, Inc.  
 Section 2/12/09  
 DATE  
 CLASS NO. ENTRY NO.  
 38C  
 CITY OR CLASS NAME  
 Tanopine




Chloe Moore  
 Sarah Paulak

Andao Danto  
 on G.C



Youth



Victoria Coppo Rake + Hoe

Lots of Dry material  
tackey + spray  
were used

Celeste Lo Prado Rake + Hoe





Julia Rossi - Rake & Hoe



Rachael Holt - Rake & Hoe Ck



Sara Paulata - Rake & Hoe



second place

Maria Hershey Rake & Hoe - honorable mention





## Youth



*all plants grown from cuttings*



*We sprayed the pots to go with  
the title Lushness Lane*



## RAKE AND HOE

	AGE		CLASS	AWARD
HOLT, RACHEL	10	Rake and Hoe	36	B
MORANO, ELISE	11	Rake and Hoe	36	R
PAVLAK, SARA	11	Rake and Hoe	36	B YOUTH
PLANT, STEPHANIE	12	Rake and Hoe	36	B
ROSS, JULIA	10	Rake and Hoe	36	R
TORTORELLO, NAOMI	14	Rake and Hoe	36	B
CAPPO, VICTORIA	10	Rake and Hoe	37	R
LOFFREDO, CELESTE	10	Rake and Hoe	37	B
MORANO, ELISE	11	Rake and Hoe	37	Y
PAVLAK, SARA	11	Rake and Hoe	37	W
PEKDEMIR, MERVE	10	Rake and Hoe	37	Y
PEKDEMIR, PINAR	9	Rake and Hoe	37	R
PLANT, STEPHANIE	12	Rake and Hoe	37	R
CAPPO, VICTORIA	10	Rake and Hoe	38	B
HOLT, RACHEL	10	Rake and Hoe	38	R
LOFFREDO, CELESTE	10	Rake and Hoe	38	B YOUTH
MORANO, ELISE	11	Rake and Hoe	38	B
PEKDEMIR, MERVE	10	Rake and Hoe	38	Y
PEKDEMIR, PINAR	9	Rake and Hoe	38	B
ROSS, JULIA	10	Rake and Hoe	38	R
TORTORELLO, NAOMI	14	Rake and Hoe	38	B
CAPPO, VICTORIA	10	Rake and Hoe	39	B
CAPPO, VICTORIA	10	Rake and Hoe	39	W
HOLT, RACHEL	10	Rake and Hoe	39	R
HOLT, RACHEL	10	Rake and Hoe	39	W
LOFFREDO, CELESTE	10	Rake and Hoe	39	B
MORANO, ELISE	11	Rake and Hoe	39	B
MORANO, ELISE	11	Rake and Hoe	39	B YOUTH
PAVLAK, SARA	11	Rake and Hoe	39	B
PEKDEMIR, MERVE	10	Rake and Hoe	39	R
PEKDEMIR, PINAR	9	Rake and Hoe	39	R
PLANT, STEPHANIE	12	Rake and Hoe	39	R
PLANT, STEPHANIE	12	Rake and Hoe	39	R
ROSS, JULIA	10	Rake and Hoe	39	Y
TORTORELLO, NAOMI	14	Rake and Hoe	39	Y
MORANO, ELISE	11	Rake and Hoe	40	R
MORANO, ELISE	11	Rake and Hoe	42	B
PAVLAK, SARA	11	Rake and Hoe	42	R
CAPPO, VICTORIA	10	Rake and Hoe	43	B
HERSHEY, MARIA	13	Rake and Hoe	43	Y
HOLT, RACHEL	10	Rake and Hoe	43	Y
LOFFREDO, CELESTE	10	Rake and Hoe	43	B YOUTH
MORANO, ELISE	11	Rake and Hoe	43	B YOUTH
PAVLAK, SARA	11	Rake and Hoe	43	R
PEKDEMIR, MERVE	10	Rake and Hoe	43	R
PEKDEMIR, PINAR	9	Rake and Hoe	43	Y
PLANT, STEPHANIE	12	Rake and Hoe	43	B
ROSS, JULIA	10	Rake and Hoe	43	R
TORTORELLO, NAOMI	14	Rake and Hoe	43	R
HOLT, RACHEL	10	Rake and Hoe	44	?
MORANO, ELISE	11	Rake and Hoe	44	B
PLANT, STEPHANIE	12	Rake and Hoe	44	scratch
ROSS, JULIA	10	Rake and Hoe	44	B YOUTH



This means to me that spring is coming and lets just have fun  
I really like the flowers they remind me of spring colors.



I love orange and purple because of the great contrast to one and other!



**Juniors**  
The Rake and Hoe's Junior's entries in the New Jersey Flower Show were well received... We should be proud of their accomplishments! The girls worked very hard; they attended 5 workshops to learn flower design and to create artistic crafts. Very special thanks go to our senior members who took their time to teach and motivate these girls. Our helping members were Joan Barna, Kay Cross, Anna Dario, Clare Minick, Linda Parker, Carol Schirm and Colleen Schmidt. What is most rewarding is watching these girls learning to love flower design. They are our future garden club members.

## JUDGES' COMMENTS

Great choice of plant material  
+ choice of container

My garden Rachel wrote,  
made to feed the  
Humming birds and to give  
shelter to the fairies.  
Beautiful!



In my garden room I watch the birds bathe in their bird bath. I also give the birds berries to eat. It makes me feel happy to see nature enjoying my work.



What inspired me  
WAS going to Bermuda  
and seeing all the  
tropical flowers

I designed it because I  
wanted it to look different.



I made this piggy garden room  
because I love to play in my  
tree house and I love Pigs so  
I thought they would go perfect  
to get her.

I made this garden room because I love shady  
gardens. The garden room makes me feel cooled off.  
I smell fresh greens when I'm in the garden room.  
I made the garden room look like a garden that  
I would want.

Delightful!





A blue for  
Eileen's foliage plant!



A Fairy Garden  
done by  
Eileen Morano



**From:** "Diana Kazazis" <diana.kazazis@comcast.net>  
**To:** "Alice Cowell" <alicecowell@msn.com>  
**Sent:** Tuesday, February 24, 2009 8:27 PM  
**Subject:** youth awards

tantalizin tickler - class 36, Sara Pavlak in her age class  
twista tangerine - class 38 celeste loffredo in her age class  
ludacris lime -class 39 foliage plant, elise morano in her age class  
lil scrappy copper - class 43 artistic craft, celeste lofreddo in  
her age class, elise morano in her age class  
aquarageous - class 44 photo, julia ross in her age class

Awards and Trophies Won!



Garden Club of Watchung Trophy- to  
Celeste Loffredo (Rake and Hoe Junior)  
(Presented for the highest rated blue ribbon in  
the Design Division of the Youth Section in  
the highest rated Standard Flower Show.)



Hi Mrs. Cowell,  
What a wonderful show! The girls did so well. It was a real pleasure for the eyes and the mind. A  
big "Thank You" to you and all your helpers for your patience, dedication and for sharing your love  
of nature.

Best regards,  
Caroline Loffredo

On Feb 13, 2009, at 10:10 AM, Alice Cowell wrote:



## In March, "It's for the birds!" Rake and Hoe Juniors make nesting material wreaths for the children at the Jardine Academy.



### Attracting Birds with Nest Material

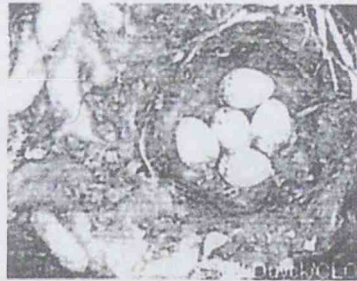
Most birds build some kind of structure to contain their eggs and, in many cases, their growing youngsters. A bird's nest may be as simple as a depression on the ground such as made by a nighthawk, it may be a hole in a tree excavated by a woodpecker, or it may be as elaborate as the pouch-like nest woven by an oriole. The most familiar type of nest, though, is a cup-shaped structure made of vegetation. Often, the outer layers are of coarse material, and there is a lining of softer or finer material. Depending on the species, cup-nesters may hide their nests in trees or shrubs, build them on the ground, or, like the familiar Eastern Bluebird, place them in nestboxes or tree holes.



Marie Read  
Female Eastern Bluebird  
with nesting material

If your yard has safe nest sites and adequate construction material, it will be more attractive to birds—even those that normally don't visit feeders. See our **Landscaping for Birds** section to learn about nest sites, and read on to find out what nesting material to provide and how to offer it.

#### Nest material to offer



White-breasted Nuthatch nest  
lined with wool and fur

Ideally you should provide nest material naturally by leaving or creating wild, natural areas on your property (perhaps hidden from your neighbor's view) where plants can grow into thickets, and leaves and twigs can fall and not be raked up immediately. This untidy debris gives a variety of material for the birds to pick through when they are building nests. They may even pick through your compost pile

looking for suitable nest material.

Alternatively, you can put out concentrated stashes of nest material. It can be natural materials like straw, small sticks, and twigs, or manmade materials such as yarn and string. Try putting out any combination of the following:

- Dead twigs
- Dead leaves
- Dry grass
- Yarn or string—cut into 4- to 8-inch pieces
- Human or animal hair (especially horse hair)
- Fur (e.g. dog or cat fur)
- Sheep's wool
- Feathers
- Plant fluff or down (e.g. cattail fluff, cottonwood down)
- Kapok, cotton batting, or other stuffing material

*We went to the academy and decorated the trees in front with the wreaths for all the children to see + the birds to use + enjoy!*



Bark strips

Pine needles

Thin strips of cloth, about 1 inch wide by 6 inches long

Shredded paper

Among the strange materials birds occasionally use in their nests are snake skins, plastic strips, cellophane, and aluminum foil. Many small birds use spider webs to glue nest material together. Swallows, phoebes, and American Robins use mud to construct their nests. You might consider creating or keeping a muddy puddle in your garden for them.

What about dryer lint? Some people include this as suitable bird nesting material. Others recommend against it because it is porous and dries out poorly if it's rained on in the nest. Still others warn that wet dryer lint dries into a hard mass, providing poor nest insulation, however this may happen only if it contains laundry detergent or fabric softener residue. More information is needed before we can recommend offering dryer lint.

#### How to offer nest material

Place nesting materials, such as twigs and leaves, in piles on the ground—other materials, too, if they won't blow away.

Try putting fluffy materials, hair, or fur in wire-mesh suet cages, or in string or plastic mesh bags, attached to tree trunks, fence posts, or deck railings. The birds will pull out the material through the mesh holes.

Push material into tree crevices or drape it over vegetation.

Put material into an open-topped, plastic berry basket (such as strawberries are sold in).

Some manufacturers sell spiral wire hangers especially for putting out nest material. (One type looks like a oversized honey-dipper.)

*We also decorated a bulletin board for the children to see & learn from!*



#### Community Projects /Juniors

On Wednesday, March 18, Community Projects will be doing a cerebral palsy spring craft workshop with the Juniors at 3:30PM at Alice Cowell's home. The decorations will be given to the children enrolled at the Jardine Academy in Union. Call Carolyn, 654-4037







## *The Jardine*

75 Rod Smith Place, Cran  
Tel: (908) 603-1460 • Fax:


4/2/09

To The Rake and Hoe Junior Garden Club,

Thank you all so much for the wonderful bird feeder decorations. They looked absolutely beautiful both indoor on our bulletin board as well as outdoor in the trees.

Your continued support of our school and students is much appreciated.

Thank you again.

  
Laura Del Duca  
Principal



# Suburban News

ZONE ONE: Clark, Cranford, Fanwood, Garwood, Mountainside, Scotch Plains, Westfield

Vol. 60 No. 47 25 cents

Union County's Largest Newspaper

Wednesday, April 8, 2009

## Rake and Hoe Junior Garden Club news

WESTFIELD—Rake and Hoe Junior Garden Club created over 50 decorated English Ivy wreaths to be hung at the Jardine Academy. The decorations included pine needles, shredded paper, drier lint, feathers, yarn, string, twigs and dried flowers. These nesting material wreaths will hopefully be of use for birds who will soon be making their nests. The Juniors will be delivering the nests to the Jardine Academy on April 9 and hanging them in the playground area of the school.


The Rake and Hoe Juniors of the Westfield Rake and Hoe Garden Club range in age from kindergarteners to eighth graders. The students meet once a month to learn flower arranging, arts and crafts with plant material, and to provide services for those in need such the children of the Jardine Academy. The Rake and Hoe Juniors enter two flower shows during the year, which historically has given many of them awards. Caring for the historic gardens at the Miller-Cory House Museum of Westfield is their responsibility as well.

These young gardeners are juniors of the Rake and Hoe Garden Club of Westfield, which has a long term reputation for service to the community and donations to worthy causes. For junior membership questions call Mrs. Cowell for information at 908-518-1602.



The Rake and Hoe Juniors Club met on March 18 to create bird wreaths to be hung in the playground at the Jardine Academy. The Jardine Academy provides a comprehensive Educational Program designed to meet the cognitive and physical needs of children who have multiple disabilities — needs that may not be fully met within the local school system.





Wk

Special Project

## DAFFODIL BLOOMS

CONTINUE TO "NURTURE OUR WORLD FOR A BETTER TOMORROW" BY PLANTING DAFFODILS EVERYWHERE AND ANYWHERE

*The mountainside  
Public Works prepare  
the beds for planting*

### WHY DAFFODILS?

THEY ARE THE SYMBOL FOR FRIENDS  
PLANT THEM ONCE-NO FUSS, NO MU  
THEY ARE DEER AND RODENT RESIST

SO HERE'S THE CHALLENGE-

### HOW MANY CAN YOUR CLUB PLANT?

THERE ARE 3 CATAGORIES-

1. SMALL CLUBS-50 AND UNDER
2. LARGE CLUBS-OVER 50
3. YOUTH GROUPS

### WHERE CAN YOU PLANT?

ANYWHERE-IN YOUR PARKS, BLUE S  
SCHOOLS, FIELDS ETC.

### HOW LONG IS THE CONTEST?

IT STARTS IN JUNE OF 2009 AND RUNS TO JUNE OF 2010

THE COUNT IS DUE BY APRIL 15<sup>TH</sup> 2010

### WHAT IS THE PRIZE?

STAY TUNED-PRIZE WILL BE ANNOUNCED IN NEWSLEAF

PLEASE KEEP A TALLY AND CONTACT OR MAIL ALL RESULTS TO:DEE

SINCOX-(732)842-7904 OR GSIDS4817@COMCAST.NET OR 1540 OCEAN AVE

#5 SEA BRIGHT, NJ 07760



*at Hetfield House*

*Thank you  
Guep!*




# Fun with Flowers and Plants

Rake and Hoe Juniors      September, 2009

1. *Ocimum basilicum* Basil: purple leaves and spiky flowers
2. *Houttuynia cordata* 'Chameleon': green leaves with red, white colors
3. *Zinnia elegans*: open flower with many petals, many colors
4. *Celosia* 'Cockscomb': burgundy fuzzy, spiky flower
5. *Phlox*: lavender flower with many simple florets
6. *Buddleia* 'Butterfly Bush': purple spiky flower, green leaves (shrub)
7. *Crepe Myrtle* (*Crape Myrtle*): large purple flower, many florets (tree)
8. *Curly Willow*: flexible, curly branches (tree)
9. *Hydrangea*: large flower with many florets in pinks, whites, creams (shrub)
10. *Acuba japonica* Variegated: yellow and green large leaves (shrub)
11. *Physostegia virginiana* 'Obedience Plant': purple spiky flowers
12. *Chaemy Cyprus* : chartreuse evergreen, lacey (shrub)
13. *Leucohoe* : green branch, graceful (shrub)
14. *Perennial Ageratum* : blue button flowers, fuzzy



October brought "Fundamentals of Flower Arranging"...Juniors reviewed the basic fundamentals of flower design.



Our own Kay Cross gives the girls her talent and love of flower design!



Dear Alice,

I am (finally) sending the photos I took of you and Naomi at the last J. Ralce and Hoe meeting. Thank you so much for the lovely send-off for Naomi. She felt very special! The gardening kit, scrapbook and celebration with the girls and adults was just perfect. Although Naomi is embarking upon high school (when!) and all that goes with this big step, her years in Juniors can't be diminished. So many things learned, appreciated and experienced. Thank you again for your dedication to this wonderful program and to the children you mentor.

Love,  
Mary Gortzel



Dear Mrs. Cowell,

Thank you so much for the many years of junior raken hoe. Those years have been amazing. I wanted to thank you and all the girls for having a good-bye party for me; it really meant a lot. I have learned so much, from the many years I have been there.

Thank you for the gardening tools. I can't wait to start using them. I will definitely be going to the garden show, so I do hope to see many blue ribbons from everyone in the club. I give all my best wishes to every girl.

Thank you again for all the amazing years with you Mrs. Cowell.

Love,

Naomi



Thank You Notes...

Dear Alice,

I just wanted to thank you for sharing your time, talent, enthusiasm, and energy with Stephanie this past year. I know ~~how~~ she has been greatly enriched by all your efforts.

I hope your sister is continuing to get better and that you and your family have a great summer.

Sincerely  
Connie Plant





What's happening next season...

RAKE & HOE JUNIOR'S – 2009-2010

MEETINGS: THIRD THURSDAY – SEPTEMBER – JUNE  
3:30 pm – 5:00pm

We look forward to seeing you all in September. We have lots of great programs planned...

- Plant "Jersey Girls" at the train station
- The basics of flower design tricks
- Holiday fun
- Sharing our talent to brighten the day for patients with Cerebral Palsy
- Flower Show competition

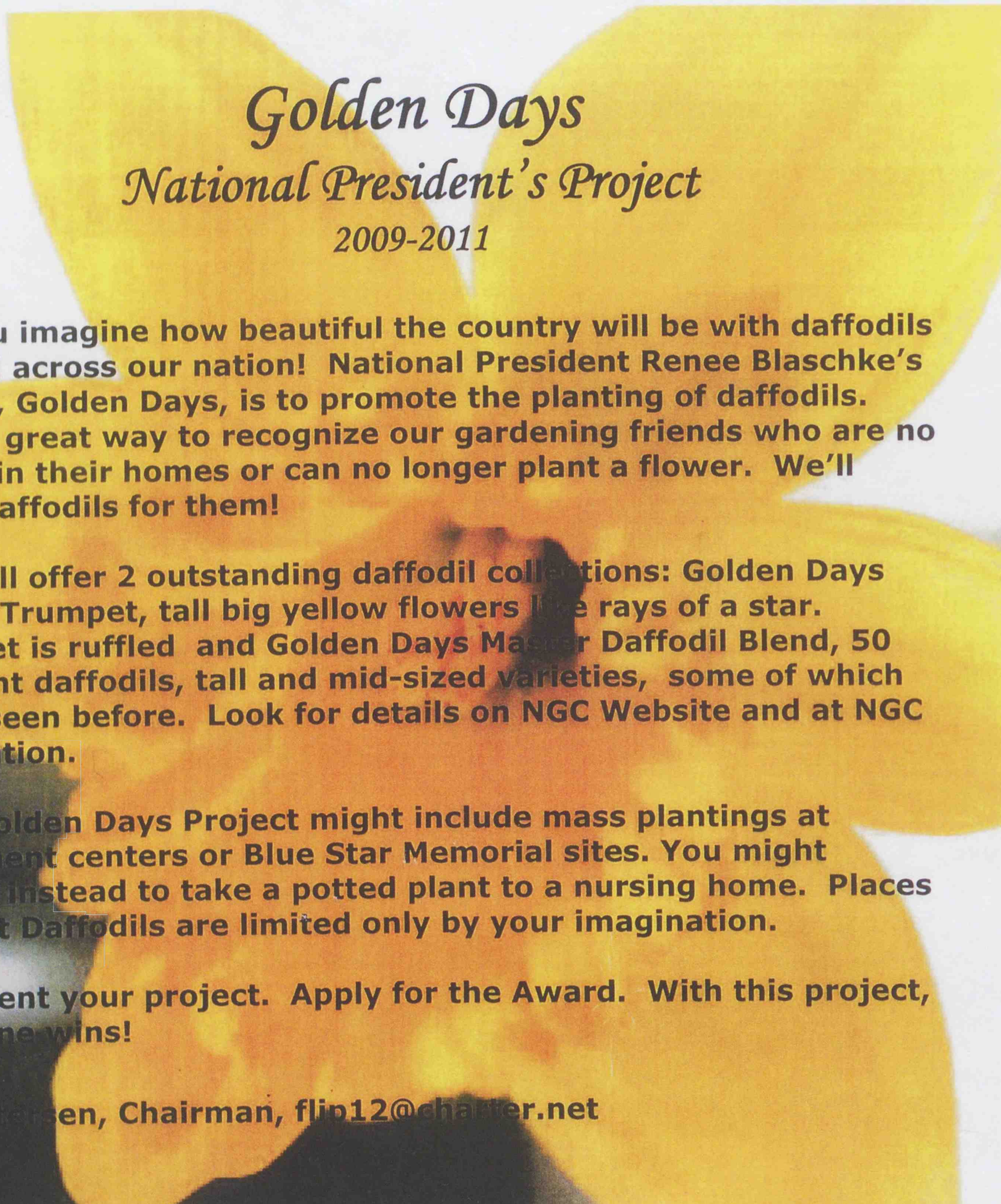
AND MUCH MORE FUN!

Questions: Contact Mrs. Cowell

E-Mail: [alicecowell@msn.com](mailto:alicecowell@msn.com)

Phone: 908-518-1602:





# *Golden Days*

## *National President's Project*

2009-2011

**Can you imagine how beautiful the country will be with daffodils planted across our nation! National President Renee Blaschke's project, Golden Days, is to promote the planting of daffodils. What a great way to recognize our gardening friends who are no longer in their homes or can no longer plant a flower. We'll plant Daffodils for them!**

**NGC will offer 2 outstanding daffodil collections: Golden Days Yellow Trumpet, tall big yellow flowers like rays of a star. Trumpet is ruffled and Golden Days Master Daffodil Blend, 50 different daffodils, tall and mid-sized varieties, some of which never seen before. Look for details on NGC Website and at NGC Convention.**

**Your Golden Days Project might include mass plantings at retirement centers or Blue Star Memorial sites. You might choose instead to take a potted plant to a nursing home. Places to plant Daffodils are limited only by your imagination.**

**Document your project. Apply for the Award. With this project, everyone wins!**

**Lila Petersen, Chairman, [flip12@charter.net](mailto:flip12@charter.net)**



September brings "Golden Days!" Juniors cleaned the Westfield Train Station and then planted daffodil bulbs at the Station and at the Hetfield House. Ninety bulbs were planted. The Juniors celebrated their hard work with supper at Cheeburger-Cheeburger.

*Warm + cozy at Cheese Burger. Cheese*



*It rained cats and dogs that afternoon. The girls bundled up boots, hats, rain coats and garden gloves. It was cold and very muddy work! A real Challenge!*





MILLER-CORY HOUSE MUSEUM

614 Mountain Avenue

Westfield, New Jersey

(908) 232-1776

September 24, 2009

The Rake and Hoe Garden Club Juniors  
Mrs. Alice Cowell  
1417 Orchard Road  
Mountainside, New Jersey 07092

Dear Alice,

Please extend our thanks and gratitude to The Rake and Hoe Garden Club Juniors for their work at Miller-Cory House Museum in September. The girls did a wonderful job weeding and cleaning the dye garden. We are truly appreciative of all the time, hard work and effort The Rake and Hoe Garden Club Juniors give the museum.

Thank you for your continued support of the Miller Cory House Museum; our museum volunteers appreciate your help.

Sincerely,

Joan E. Barna  
Services Coordinator

*The Juniors have taken  
over the dye garden  
They plant and clean  
out the weeds each  
fall + spring,*

Please address mail to:

The Miller-Cory House Museum, P.O. Box 455, Westfield, N.J. 07091-0455



"Daffodil Blooms in April"... Juniors visit the "Daffodil Bowl" at the Reeves-Reed Arboretum.

Joan Barba  
and  
momma Christine Rose and Caroline Laffranchi  
take the ride with us



mom  
Terri  
Pavlak  
takes the  
picture

What a sight!  
an insertive to  
plant many  
= Jersey Girls  
at the train  
station and  
Hartfield  
House





September brings "Golden Days!" Juniors cleaned the Westfield Train Station and then planted daffodil bulbs at the Station and at the Hetfield House. Ninety bulbs were planted. The Juniors celebrated their hard work with supper at Cheeburger-Cheeburger.

*Warm + cozy at Cheese Burger. Cheese*



*It rained cats and dogs that afternoon. The girls bundled up boots, hats, rain coats and garden gloves. It was cold and very muddy work! A real Challenge!*



Juniors enjoy the "June Awards Ceremony, End of Year Party and Bid a Fond Farewell to Naomi Tortorello" (a member from second to ninth grade.)



**Juniors**

The juniors will have their final meeting on Tuesday the 16 at 3:30 .It is an awards presentation and a tribute to Naomi Tortorello who has been in the club since second grade. She is leaving to go on to the high school. All the adult members who have been so helpful this year have been invited to attend too.

*Naomi*

Dear Mrs. Cowen,  
Thank you for being  
my gardening teacher.  
I really loved being in the  
gardening club once again.  
I hope to see you soon.

Thank you,

Naomi Tortorello





In May, it's more "Fun with Flowers" as the girls design floral arrangements for recipients of Mobile Meals.



*Budding junior florists*



*Dear Alice and Juniors,  
Thank you so very  
much for the festive  
Christmas trees! Our  
clients were most  
impressed with the  
creative surprises!  
How kind of you to  
think of our program  
in such a special way*



Our juniors learned about proper table settings + manners by our own Joan Barne and Joan Daley

Joan Barne.

### Basic Table Manners



Joan Daley



Good basic table manners are important...table manners are mostly common. Following these will carry you through weekday dinners to formal affairs.

To start...as soon as you are seated, remove the napkin from the table and put it in your lap. At some formal restaurants, the waiter may not be appropriate to place your own napkin in your lap. If your napkin is soiled, do not retrieve it. You should be able to signal a member of the staff if you need a fresh one.

Be sure to sit up straight. Do not slouch or lean back in your chair.

It is common to wait to take a bite until everyone at the table has received a plate of food and the hostess has begun eating (this courtesy would be followed at the start of each course of the meal). Sometimes a hostess may urge her guests to eat immediately upon receiving the food. This would be especially true at large events. In this case, wait until one or two other guests are ready to begin, as well.

Don't speak with your mouth full of food and chew quietly. I'm sure you've heard this more than once from your mother!

When served soup, dip the spoon into the soup, moving it away from the body, fill it about two-thirds full and then sip the liquid from the side of the spoon...without slurping! Do not put the entire bowl of the spoon into your mouth!! By scooping the soup away from the body, you are less likely to slosh the soup onto your lap.

Keep bites small. Cut meat and salad so they don't hang from your mouth. Don't cut all of your meat at one time...cut just a few pieces at a time.

Eat at a leisurely pace...it's better for digestion and also shows your host that you are enjoying the food and company.

Wipe your mouth before drinking. Have you ever noticed the ugly smudges on the edge of a glass? These can be avoided by first wiping your lips with your napkin.

Don't wave utensils in the air. You may knock over a glass, pierce a dinner guest, or launch a pea across the table!

Keep your elbows off the table. Elbows take up table space, can be a danger in knocking plates or glasses and will lead to slouching.



November saw a very "Busy Thursday Afternoon"... Small floral arrangements were made for the teachers at the Jardine Academy to show appreciation for all they do. Juniors then learned about basic table manners, proper place settings and decorative napkin folding. The girls also began working on their placemats and floral designs for the garden show.



## The Jardine Academy

75 Rod Smith Place, Cranford, NJ 07016  
Tel: (908) 603-1460 • Fax: (908) 603-1499

12/21/2009

To The Rake and Hoe Juniors,

On behalf of the staff at The Jardine Academy, thank you so much for the beautiful centerpieces and notes. It means a great deal to the employees to be thought of and recognized for the work that happens here.

Have a very joyous holiday season

A handwritten signature in dark ink, appearing to read "Laura Del Duca".

Laura Del Duca  
Vice Principal



## Place Settings

### Informal Setting:

The informal setting has a degree of regularity to it and provides diners with the comfort of knowing what to expect. In this setting the plate is the center and other utensils radiate from it. Closest to the plate on the right is a butter knife, with the serrated edge facing the plate and immediately to the right of the soup spoon. Curiously, the spoon is provided in spite of the fact that it is often unnecessary for any of the dishes served. To the left of the plate are first the salad fork and then the standard fork. Above the point of the knife is the wine glass and to its left rests the water glass or goblet. The napkin is usually placed on the plate, folded under the forks or even placed to the left of the forks.

### Formal Setting:

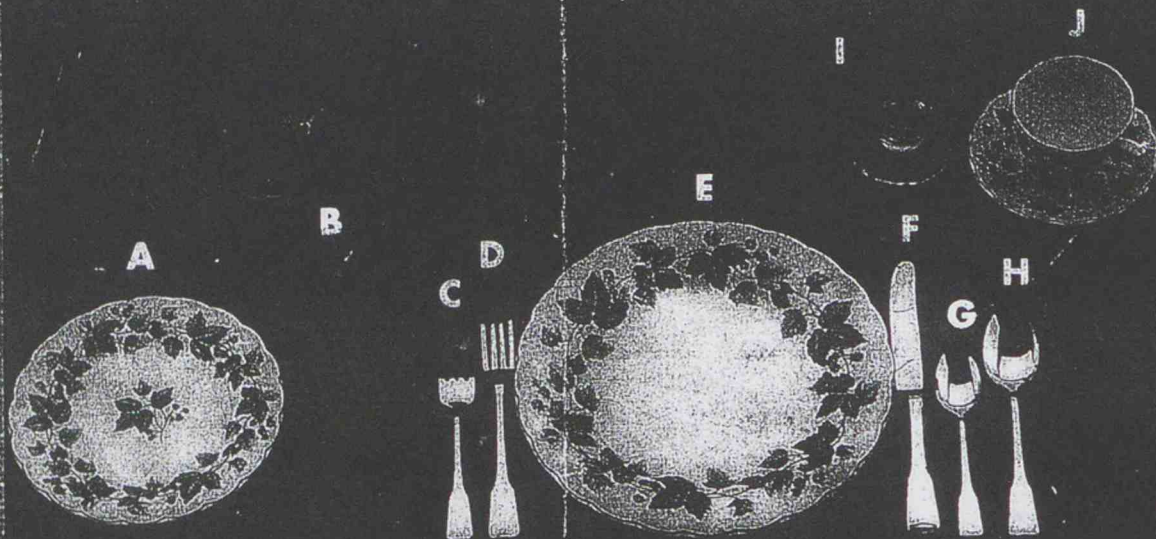
Formal settings are merely more elaborate than the informal setting. They involve a service plate to accommodate salad. This plate is placed on top of the dinner plate and removed after the course comprising the salad. A separate plate for bread is also provided and possibly an additional glass should more than one wine be served.

An easy rule, whether an informal or formal dinner, is to use the utensils furthest from the dinner plate, as the courses are being served.



# BASIC TABLE SETTING

Setting the table is often a hurried task that leaves family members wondering about the correct placement of the flatware, plates, napkins and glassware. The basic table setting pictured below is appropriate for most every occasion.




- |                 |                   |
|-----------------|-------------------|
| A. Salad plate  | F. Knife          |
| B. Napkin       | G. Teaspoon       |
| C. Salad fork   | H. Soup spoon     |
| D. Dinner fork  | I. Water glass    |
| E. Dinner plate | J. Cup and saucer |

The flatware is arranged around the plate in the order in which it will be used. If a salad is to be served, the salad fork is placed to the left of the dinner fork. The salad fork can be eliminated if no salad is served or placed to the right of the dinner fork and used as a dessert fork if appropriate. (The dessert fork can also be brought to the table when dessert is served.) If desired, a wine glass can be added between the water glass and the coffee cup.

FIGURE 34.2

## Formal Place Setting



SMART SERVICE AT THE TABLE

In (A) and (C) the bread and butter plate is placed above the fork. In (B) the salad plate is above the forks. The salad fork is shown in dotted lines in (B) and (C) because its use is optional. One knows that there is no separate salad course because the salad fork is not shown to the left of the dinner fork. There is a separate soup course, and the soup spoon is shown to the right of the teaspoon in all of the place settings.



# The Party Fan

Illustrations by Hye-won Jo


The Party Fan, jewel-like when poised in the center of each place setting, can be cinched with vintage silver napkin rings for a formal table setting or with bands of ribbon for a luncheon or

## Instructions

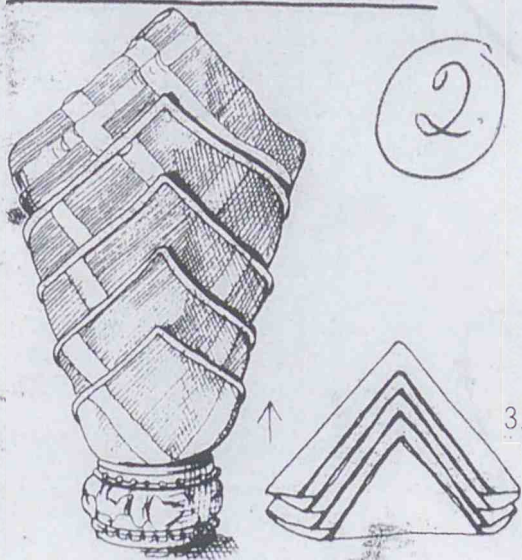
1. To begin, fold the napkin in half to form a rectangle.

2. Fold the rectangle into 1-inch accordion pleats.

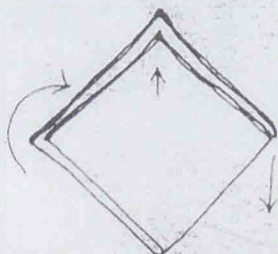
3. Pinch pleats together, then slip on a napkin ring.



## FIVE POINTS



1. Fold in half twice. open corners at bottom.




2. Bring first corner 1" of folded top point.

3. Turn up next three corners evenly. Turn over.

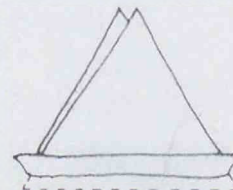
4. Cross L. & R. corners in back. Stand in napkin ring.

## COLUMN

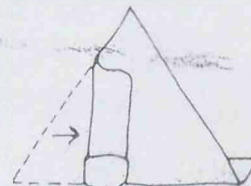
3.



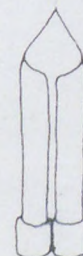
1. Fold into large triangle.




2. Turn folded edge up 1 1/2 inches.



3. Turn over. Roll L. point to center.



4. Then R. point to center. Base even.



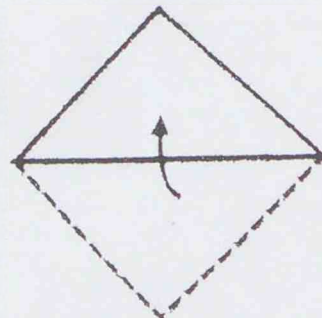


4.

# PYRAMID

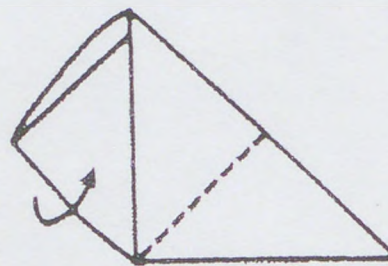
1

**Fold** napkin in half diagonally.



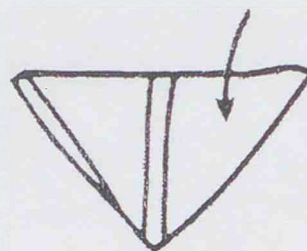
2

**Fold** corners to meet top point.



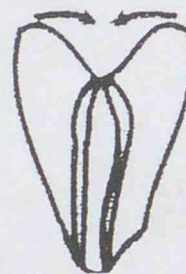
3

**Turn** napkin over and fold in half.



4

**Pick** up at center and stand on base of triangle.





Julia Ross said I just  
love learning about table  
settings!



Julia

Positive feedback from parents: Many of the girls took what they learned and helped set tables and folded napkins for Thanksgiving. Julia folded 14 napkins for her mother's Thanksgiving table.



**"Community Service in December"**... The holidays are coming! The Juniors were Santa's Helpers at the Hetfield House for the Gingerbread Open House on December 13<sup>th</sup>.

At the December meeting, the Juniors continued working on their placemats and floral projects for the up-coming garden show. Holiday floral arrangements were designed for the teachers at the Jardine Academy.



#### **Juniors**

The Juniors will be performing as Santa's Helpers at the Hetfield Gingerbread Open House on Sunday, December 13<sup>th</sup> from 1pm – 4pm. Contact Alice for further information.

Junior's will be working on Container Gardening on Thursday, December 17<sup>th</sup> at 3:30 pm. They will meet at Alice Cowell's House.



*Merve, Celeste, Pinar  
share their time and talent*





## **Gingerbread Open House The Hetfield House**

**Constitution Plaza, Mountainside  
Sunday, Dec. 13, 2009**

**1:00 - 5:00 pm**

Join us for Kids' Crafts,  
Refreshments, Live Music, Mr. & Mrs.  
Claus, Community Gingerbread  
House Contest and more!

**Admission is Free**

(but, donations are accepted!)

Please bring a non-perishable food  
item to be donated to the needy.

Enrich the Holiday Season with a  
visit to an authentically-decorated,  
centuries-old home. Stop by for a  
visit and feel the warmth of the  
holidays as they once were.

Bring your cameras for photos

**with Mr. & Mrs. Claus!**

Sponsored by the Mountainside Historic Preservation  
Committee - For Information, Contact: (908)789-9420.



Robert & Joe  
Grand ma  
Susan D'Arceca helps too!

And mom  
Mrs. Laffredo




She wants to help  
next year!!  
Thank you mom,



Merve + Pinar water the oasis





## The Hetfield House

*Published by the Mountainside Historic Preservation Committee - November, 2009*

[www.mountainsidehistory.org](http://www.mountainsidehistory.org)

### A Special THANK YOU to friends

The Mountainside Historic Preservation Committee would like to thank the following businesses, groups and individuals for your constant willingness to help the Hetfield House. For this, we thank you!

Mountainside Deli  
 Rejuvenations Salon and Spa  
 Patterson Interiors  
 Christoffer's  
 George Urban  
 Karen Massa  
 Dana Klein  
 Joan Barna  
 Sharon Green  
 Cub Scouts & Boy Scouts of Troop 177  
 Mountainside Girl Scouts  
 Mountainside Fire Department  
 Mountainside School District  
 Questers  
 Foothill Club  
 Rake & Hoe Garden Club  
 Westfield Volunteer String Ensemble



We have three meetings in  
January preparing for the  
DRAFT 7/23/2009

**DIVISION XXX SPECIAL EXHIBITS**

*Flower Show!*

**SECTIONxx YOUTH – “A KIDS’ POINT OF VIEW”**

Consultant: Diana Kazazis 908-654-8783

Eligible for YOUTH AWARDS and GCNJ Awards too... (have to add award #s etc. for each section)

All sections will be subdivided by age during placement.

All entries must be registered. Classes may be limited.

**SECTION xx DESIGNS – “Where Do You See?”**

**CLASS xx “...in a Garden”**

**Limited entries**

A design using a souvenir article from a vacation place garden, no more than 15” wide or deep. All fresh plant material.

**CLASS xx “...on a Table”**

**Limited entries**

A place setting, with one dish, napkin and a floral unit on a placemat not to exceed 18” width. Designer’s choice of plant material.

**CLASS xx “...as a Gift!”**

A design for any occasion, no more than 8” in any direction. List reason for giving flowers on 3” x 5” card. Designer’s choice of plant material.

**SECTION xx HORTICULTURE – “What Do You See?”**

**CLASS xx “My Garden View”**

**Limited entries**

A container garden, which recreates in miniature, a garden view not to exceed 12”?? in any width, depth or length. Height not restricted.

**CLASS xx “The Prettiest View”**

Container-grown flowering plant. Pot not to exceed 8” in diameter.

**CLASS xx “The Greenist View”**

Container-grown foliage plant. Pot not to exceed 8” in diameter.

**SECTION xx ARTISTIC CRAFTS – “Who Do You See?”**

**CLASS xx “A Natural Friend”**

A fanciful “friend” created from plant materials (corn husk, pine cone, seeds, leaves, petals etc.) Exhibitor to provide name of creation on a 3” x 5” card.

**CLASS xx “From Our Point of View – On High, On Low” Limit 9 entries**

A wire sculpture animal, which could be in your garden decorated with fresh, dried flowers or live plants. Committee to supply wire sculpture. (4 butterflies, 3 snails, 1 dragonfly, 1 turtle)

**CLASS xx “Welcome to My Garden!”**

A photograph of a visitor in your garden – a flyer, a walker or a creeper! Photo must be framed no larger than 8”x10”.

**CLASS xx “Smokey Bear Takes Care” – Posters displayed from the National (NGC)**

Competition.

**CLASS xx “Dressing to Visit” – Decorated jewelry with dried and/or fresh plant material.**

Jewelry can be made or just decorated.

*Here we go again, jewelry  
& critters for Artistic Crafts*





Clare Minick works with  
Merve to create a garden room  
Mrs Pheasant looks on!



Victoria Caffo needs to have  
Mrs Minick's advice!



"A New Project for the New Year in Janaury"...Jewelry pieces out of natural materials were made by the girls for entries in the up-coming garden show.



Celeste  
Soffroad  
Pinar  
Mural  
Pishadime  
Vectors  
Capped  
work on  
Saturday  
creating  
bracelets  
&  
necklaces





Elise glues pine cone peddles

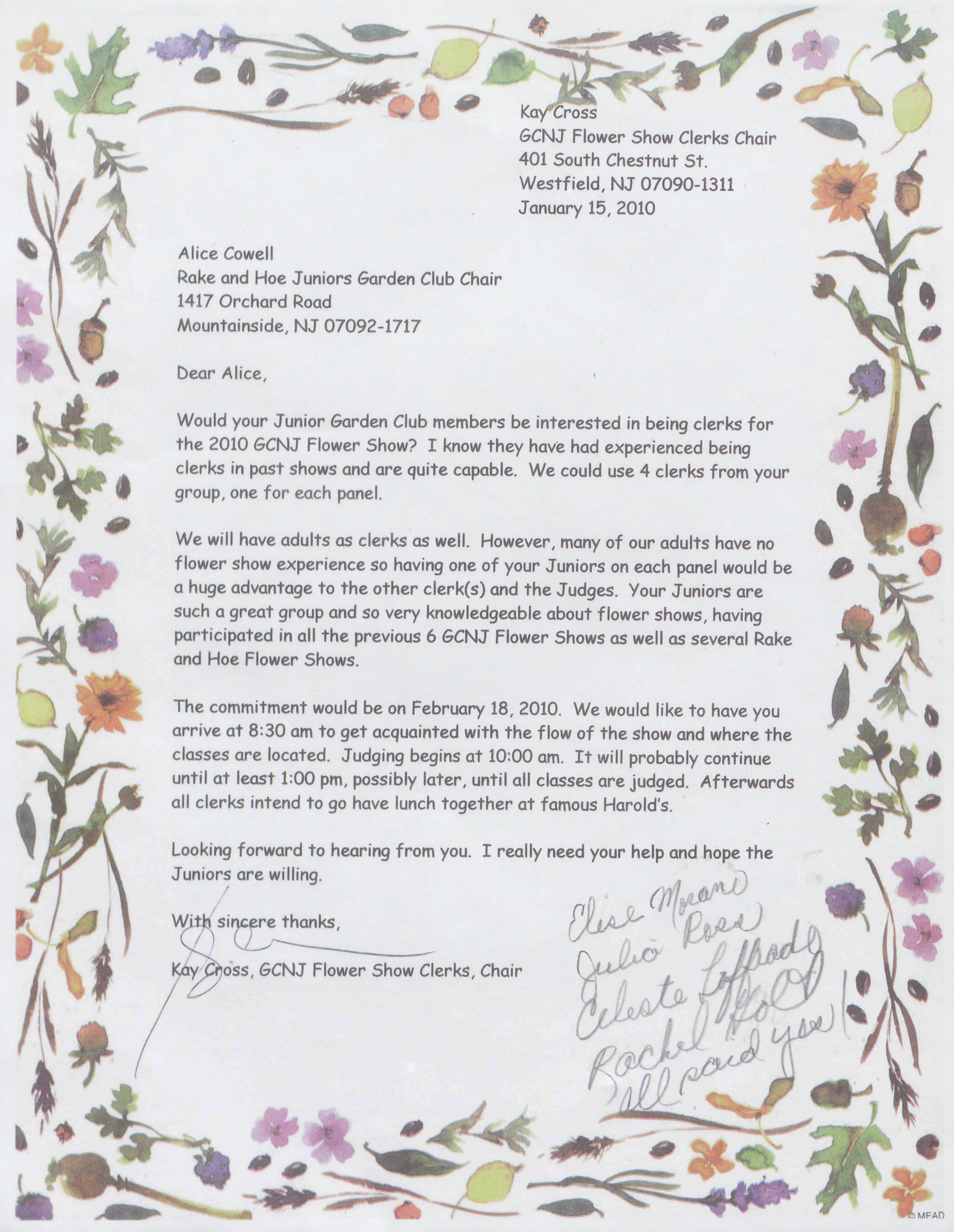


Victoria loves her penguin

Rachel Holt  
is busy  
making  
her  
crafter  
what will  
it be?







Kay Cross  
GCNJ Flower Show Clerks Chair  
401 South Chestnut St.  
Westfield, NJ 07090-1311  
January 15, 2010

Alice Cowell  
Rake and Hoe Juniors Garden Club Chair  
1417 Orchard Road  
Mountainside, NJ 07092-1717

Dear Alice,

Would your Junior Garden Club members be interested in being clerks for the 2010 GCNJ Flower Show? I know they have had experienced being clerks in past shows and are quite capable. We could use 4 clerks from your group, one for each panel.

We will have adults as clerks as well. However, many of our adults have no flower show experience so having one of your Juniors on each panel would be a huge advantage to the other clerk(s) and the Judges. Your Juniors are such a great group and so very knowledgeable about flower shows, having participated in all the previous 6 GCNJ Flower Shows as well as several Rake and Hoe Flower Shows.

The commitment would be on February 18, 2010. We would like to have you arrive at 8:30 am to get acquainted with the flow of the show and where the classes are located. Judging begins at 10:00 am. It will probably continue until at least 1:00 pm, possibly later, until all classes are judged. Afterwards all clerks intend to go have lunch together at famous Harold's.

Looking forward to hearing from you. I really need your help and hope the Juniors are willing.

With sincere thanks,

Kay Cross, GCNJ Flower Show Clerks, Chair

*Elise Moore  
Julia Rose  
Celeste Lafford  
Rachel Hall  
all said yes!*